





IGBT7000-100V200A Battery testing system									
Model:	IGBT7000-	100	V	200	A	Battery testing system	SN:	CE-7002	-100V200A
Items					Values				
AC input voltage					AC 380V ±10%/50Hz				
Output power					40	KW			
Input current					68	A/Phase			
Input power					44	KW			
Voltage	Constant voltage				10V~100V				
	Min discharge voltage				10	V			
	Accuracy				± 0.1% of FS				
	Stability				± 0.1% of FS				
Current	Output range				1A~200A				
	Accuracy				± 0.1% of FS				
	CV cut-off current				1A				
	Stability				± 0.1% of FS				
Power	Max output power/channel				20KW				
	Stability				±0.2% of FS				
Time	Current response time				Maximum 10ms				
	Working step time				≤(365*24)hour/step,Time format: 00:00:00.000(h,m,s,ms)				
Data	Data record conditions				Minimum data record interval: 100ms				
					Minimum voltage record interval: 0.2V				
					Minimum current record interval: 0.4A				
Max frequency				10Hz					
Charge	Charge mode				Constant current, Constant voltage, Constant current and voltage, Constant power				
	Cut-off				Main channel: Voltage, Current, ΔT, ΔCapacity, ΔV				
Discharge	Discharge mode				Constant current, Constant power, Constant resistance				
	Cut-off				Main channel: Voltage, Current, ΔT, ΔCapacity				
SIM	Charge mode				Current, Voltage				
	Discharge mode				Current, Voltage				
	Cut-off				Time, Command line number				
	Charge and discharge				Yes				
	Max SIM command lines				1,000,000				
Cycle	Cycles				Max 65535				
	Steps for each cycle				Max 254				
	Nest for each cycle				Max 3				
Protection	Software Protection				● Power-off data protection				
					● Off-line operation mode				
					● User-defined protection conditions, such as upper and lower limited current/voltage, delay time, temperature, etc.				
Channels feature					Independent pairs of closed loop for constant current source and constant voltage source.				
Energy saving					Discharge energy can be returned to power grid				
Channels working mode					Independent control				
CANBus Comnication					Yes				

Parallel mode	Yes		
Noise	<75dB		
Database	MySql		
Communication protocol	TCP/IP		
Data export	EXCEL、TXT、CSV、PDF、Plot/Graph		
Harddrive space requirement	500GB		
Operating system	Windows 7/8/10 64 bit		
Communication port	Ethernet port		
Items	Values		
Channel numbers in one set	2		
Dimension(W*D*H)(mm)	1350×1000×1750		
Weight(kg)	650		
Operation and storage environment requirement			
Items	Values		
Operation environment temperature	0℃~40℃ (When the temperature is 25±10℃, the accuracy bias caused by temperature change is less than 50ppm /		
Storage environment temperature	-10℃~50℃		
Operation environment humidity	≤70% RH(no moisture condensation)		
Storage environment humidity	≤80% RH(no moisture condensation)		
Equipment picture (Pictures just for reference)			
Clamps pictures (Pictures just for reference)			
Clamps types	Alligator	Polymer	Ring connector
Aux channels (Optional)	Aux types	Temperature, Voltage	
	Temperature range	-25℃~110℃	
	Temperature accuracy	±1℃	
	Temperature resolution	0.1℃	
	Voltage range	-5V~5V	
	Voltage accuracy	±0.1% of FS	
Temperature aux channels for each main channel(Optional)	Up to 248		
Voltage aux channels for each main channel(Optional)	Up to 248		
Protection settings for aux channels	Temperature up-limit, bottom-limit; Voltage up-limit, bottom-limit; ΔV of single cell.		